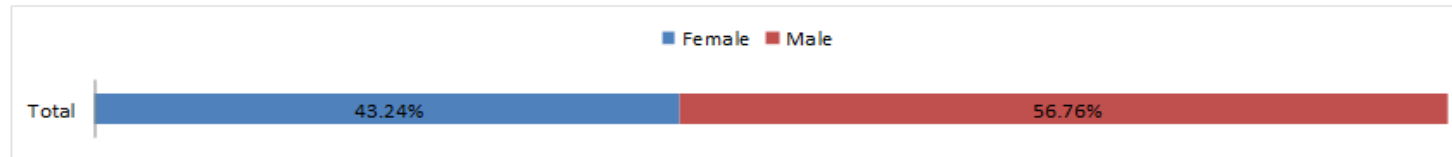


Gender Pay Gap 2021 Whole Workforce

Gender Profile



GENDER PAY GAP

Our mean Gender pay Gap is

10.10%

Our median Gender Pay Gap is

22.84%

BONUS GENDER PAY GAP

Our mean Bonus Gender pay Gap is

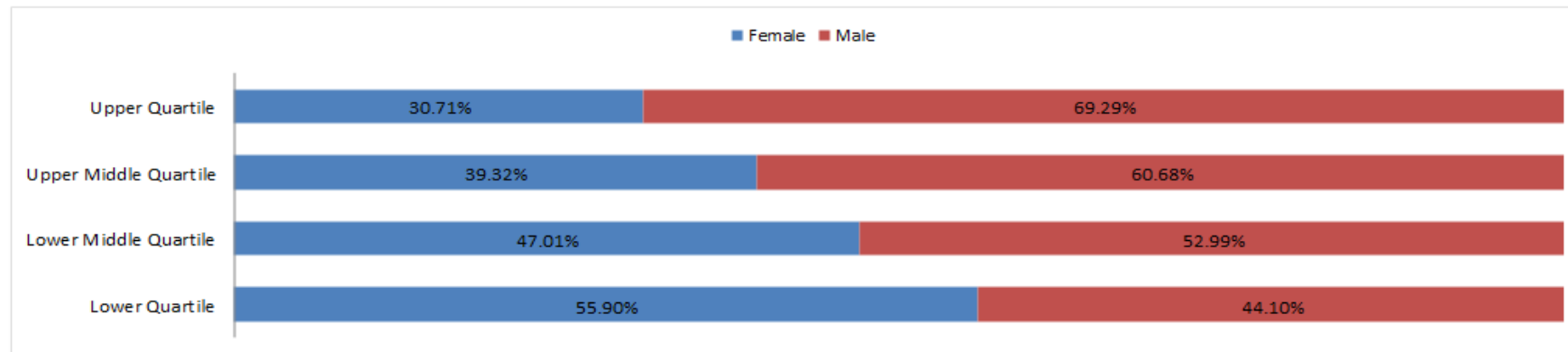
-7.58%

21.06% of males were paid a Bonus Payment

Our median Bonus Gender Pay Gap is

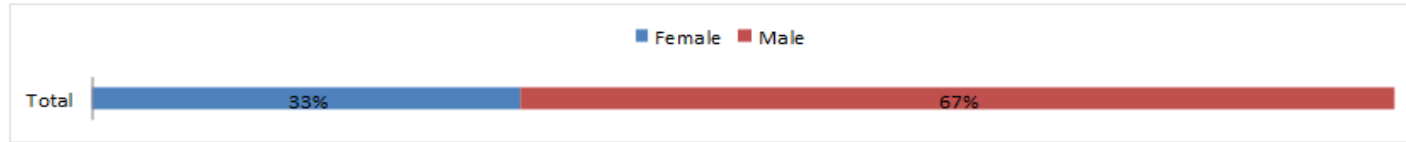
-7.25%

9.57% of females were paid a Bonus Payment



Gender Pay Gap 2021 Police Officers

Gender Profile



GENDER PAY GAP

Our mean Gender pay Gap is

5.21%

Our median Gender Pay Gap is

0.56%

BONUS GENDER PAY GAP

Our mean Bonus Gender pay Gap is
-10.3%

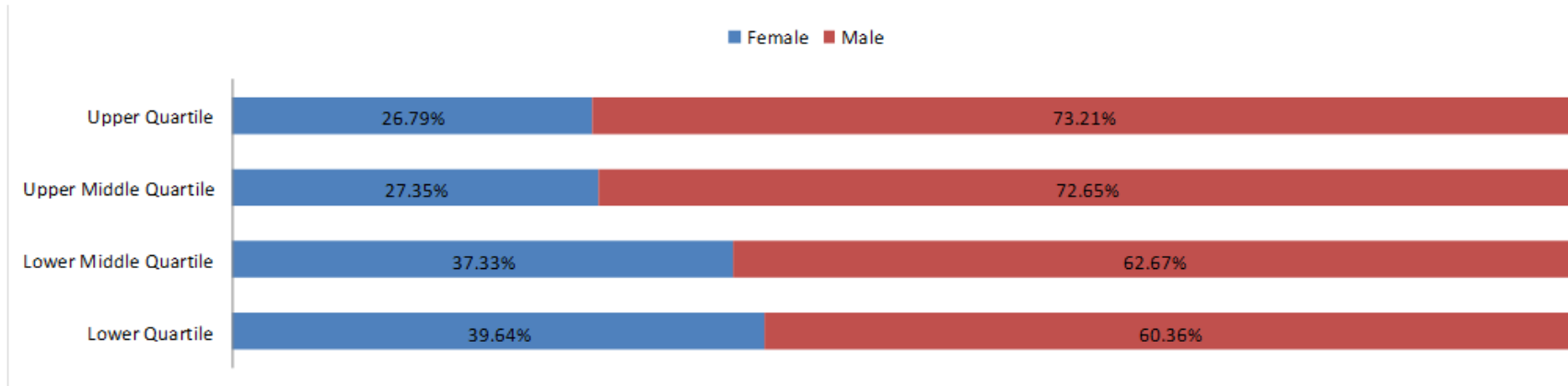
28.73% of males were paid a Bonus Payment

Our median Bonus Gender Pay Gap is

-5.71%

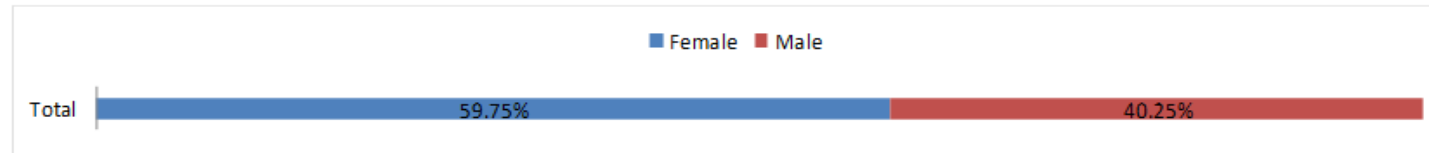
19.47% of females were paid a Bonus Payment

Female Male



Gender Pay Gap 2021 Police Staff

Gender Profile



GENDER PAY GAP

Our mean Gender pay Gap is
5.43%

Our median Gender Pay Gap is
1.98%

BONUS GENDER PAY GAP

Our mean Bonus Gender pay Gap is
-0.35%

0.47% of males were paid a Bonus Payment

Our median Bonus Gender Pay Gap is
0%

0.99% of females were paid a Bonus Payment

Female Male

